














	SKI ABILITY GUIDE		SNOWBOARD ABILITY GUIDE
	<p>Beginner, Level 1 Salomon Learn to Ski</p> <p>Never ever skied before.</p> <p>Goal: Learn about equipment, safety and responsibility code. Make a controlled stop and basic turns and use the surface lift.</p>		<p>Beginner, Level 1 Burton Learn to Ride</p> <p>Never ever snowboarded before.</p> <p>Goal: Learn about equipment, safety and the responsibility code. Basic stance and balance, mobility exercises, basic turns and ride the surface lift.</p>
	<p>Novice, Level 2 Progression Pack</p> <p>You can stop in a wedge and make basic turns.</p> <p>Goal: Gain confidence on beginner lifts and easy green runs, link turns with control and with rhythm.</p>		<p>Novice, Level 2 Progression Pack</p> <p>You can make skidded traverses on both edges and are starting to link some basic turns on very easy green trails.</p> <p>Goal: Build confidence through control. Ride easy green trails. Improve basic stance. Use the surface and/or beginner chairlifts safely.</p>
 	<p>Intermediate, Level 3a Progression Pack</p> <p>You make linked wedge turns with comfortable speed control on all green runs and ride chairlifts.</p> <p>Goal: Match your skis to parallel at the end of each turn and gain confidence on chairlifts and green trails.</p> <p>Intermediate, Level 3b Progression Pack</p> <p>You match your skis to parallel from the middle of your turn. Ski with confidence on all green/easy and some blue trails.</p> <p>Goal: Ski blue runs with confidence, match skis to parallel for most turns.</p>		<p>Intermediate, Level 3 Progression Pack</p> <p>You are comfortable linking skidded turns on easy green trails, vary your turn size and shape.</p> <p>Goal: To develop skills to ride confidently on green and some blue trails and ride in control with speed.</p>
	<p>Intermediate, Level 4 Progression Pack</p> <p>You ski blue runs confidently and match skis to parallel very early in the turn.</p> <p>Goal: To make round and controlled parallel turns and to use a pole plant. Ski steeper blue trails with confidence.</p>		<p>Intermediate, Level 4 Progression Pack</p> <p>You ride blue trails comfortably and in full control, you are balanced when turning both ways.</p> <p>Goal: Use different turn shapes and sizes and make a basic carved turn.</p>
	<p>Advanced, Level 5 Progression Pack</p> <p>You make strong turns on all steep blue runs with confidence and speed control and use a pole plant.</p> <p>Goal: To make dynamic carving turns, long and short radius turns with pole plant. Ski easy bumps and groomed black runs with confidence.</p>		<p>Advanced, Level 5 Progression Pack</p> <p>You make carved turns, ride difficult blue and easy black terrain and use movements efficiently.</p> <p>Goal: Improve carved turns on blue and black terrain and make short, medium and long turns. Ride off-piste including in bumps.</p>
	<p>Advanced, Level 6 Progression Pack</p> <p>You make dynamic carving turns on black runs. You ski with control off-piste and in easy bumps.</p> <p>Goal: Ski with precise technique and form in all conditions and terrain. Ski more dynamically with less effort.</p>		<p>Advanced, Level 6 Progression Pack</p> <p>You ride confidently in all terrain and in all conditions.</p> <p>Goal: Refine carving skills, precision, control and versatility including bumps and off-piste.</p>